
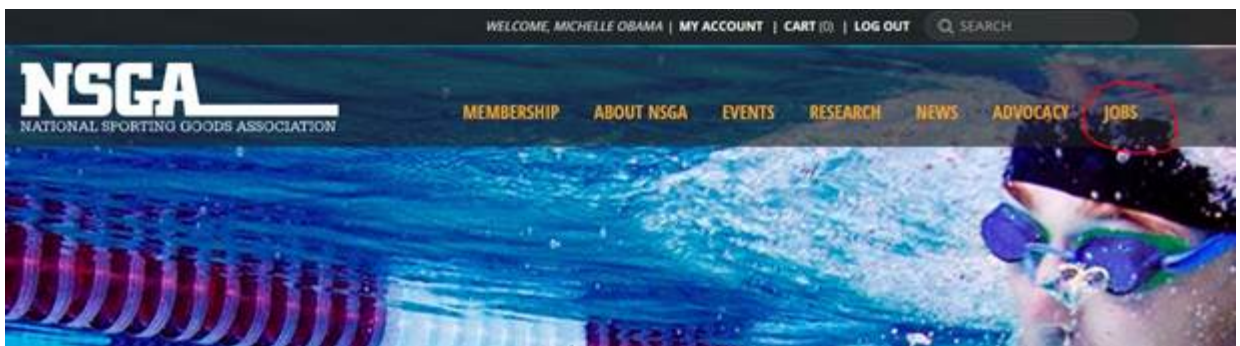


How to Post Open Positions for FREE on NSGA's Job Board

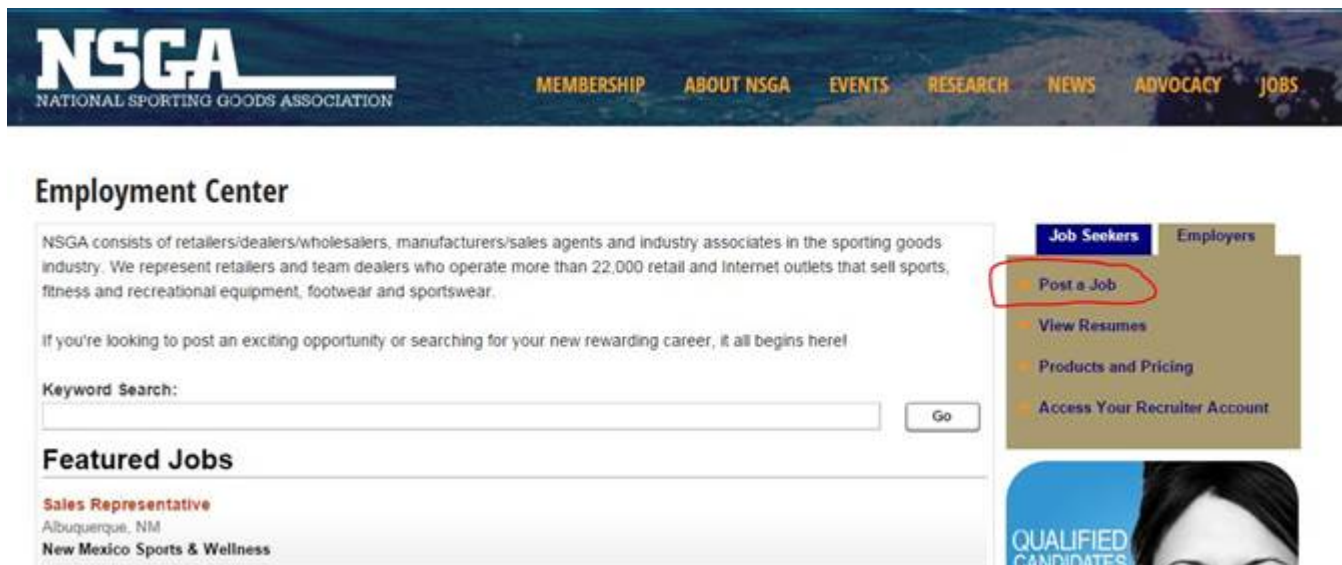
1. You will need to be logged into your account on nsga.org.
 - a. If you need to create an account please follow these [step-by-step instructions here](#).



2. Click on the "Jobs" tab on the homepage of nsga.org.



3. Click on "Post a Job."



4. Enter your contact information in the appropriate fields.

New Users Create an Account

Your Information

* First Name

* Last Name

Job Title

* Email Address

* Re-enter Email Address

* Phone Number

Ext

Fax Number

Your Company's Information

* Company

* Organization Type Ad Agency
 Employer
 Recruiting Firm

* Address

Address 2

* City

* State / Province

Other

* Zip / Postal Code

* Country

5. Validate your NSGA membership by entering the last name and email address of the online account you created on nsga.org.

→

Membership

I am a member or someone in my organization is a member

Member Last Name

Member Email Address

Member Type

6. Click "Create My Account."

7. You should now be able to post jobs for free on your new Job Target account.